



TEST REPORT
IEC 60598-2-5
Luminaires
Part 2: Particular requirements
Section 5: Floodlights

Report Number.....: LCS210118017BS

Date of issue.....: January 30, 2021

Total number of pages..... 46 pages

Name of Testing Laboratory

preparing the Report.....: Shenzhen Southern LCS Compliance Testing Laboratory Ltd.

Applicant's name.....: Shenzhen Penel Optoelectronics Technology Co.,Ltd

Address.....: The 1st Building ,Xi'en Industrial District, No.227, Xiangshan Avenue, Yanluo Street, Bao'an District, Shenzhen, China

Test specification:

Standard.....: IEC 60598-2-5:2015 (Third Edition) used in conjunction with
IEC 60598-1:2014+A1:2017

Test procedure.....: CE-LVD

Non-standard test method.....: N/A

Test Report Form No.....: IEC60598_2_5F

Test Report Form(s) Originator.....: Intertek Semko AB

Master TRF.....: 2018-04

Copyright © 2018 IEC System of Conformity Assessment Schemes for Electrotechnical Equipment and Components (IECEE System). All rights reserved.





This publication may be reproduced in whole or in part for non-commercial purposes as long as the IECEE is acknowledged as copyright owner and source of the material. IECEE takes no responsibility for and will not assume liability for damages resulting from the reader's interpretation of the reproduced material due to its placement and context.

General disclaimer:

The test results presented in this report relate only to the object tested.

This report shall not be reproduced, except in full, without the written approval of the Issuing Testing Laboratory. The authenticity of this Test Report and its contents can be verified by contacting the Testing Laboratory, responsible for this Test Report.



Test item description.....:	LED FLOOD LIGHT	
Trade Mark.....:	 Expert of Outdoor lighting & Industrial lighting	
Manufacturer.....:	Shenzhen Penel Optoelectronics Technology Co.,Ltd	
Address.....:	The 1st Building ,Xi'en Industrial District, No.227, Xiangshan Avenue, Yanluo Street, Bao'an District, Shenzhen, China	
Model/Type reference.....:	See model list on page 5	
Ratings.....:	See model list on page 5	
<input checked="" type="checkbox"/> Testing Laboratory:		
Testing location/ address.....:	Shenzhen Southern LCS Compliance Testing Laboratory Ltd. 101-201, No.39 Building, Xialang Industrial Zone, Heshuikou Community, Matian Street, Guangming District, Shenzhen, China	
Tested by.....:	Rebecca Qin (Engineer)	 
Check by.....:	Torres He (Director)	
Approved by.....:	Jesse Liu (Manager)	
List of Attachments (including a total number of pages in each attachment): Attachment No. 1: 2 pages of European group differences and national differences according to EN 60598-2-5:2015 used in conjunction with EN 60598-1:2015+A1:2018 Attachment No. 2: 3 pages of report IEC/EN 62031. Attachment No. 3: 1 pages of report IEC TR 62778. Attachment No. 4: 4 pages of photo documentation.		
Summary of testing:		
Tests performed (name of test and test clause): IEC 60598-2-5:2015 IEC 60598-1:2014+A1:2017 IEC TR 62778:2014 IEC 62031:2018	Testing location: Shenzhen Southern LCS Compliance Testing Laboratory Ltd. 101-201, No.39 Building, Xialang Industrial Zone, Heshuikou Community, Matian Street, Guangming District, Shenzhen, China	
Summary of compliance with National Differences: List of countries addressed <input checked="" type="checkbox"/> The product fulfils the requirements of Germany and European Group differences EN 60598-2-5:2015; EN 60598-1:2015+A1:2018; EN 62493:2015;EN 62031:2008+A1:2013+A2:2015		

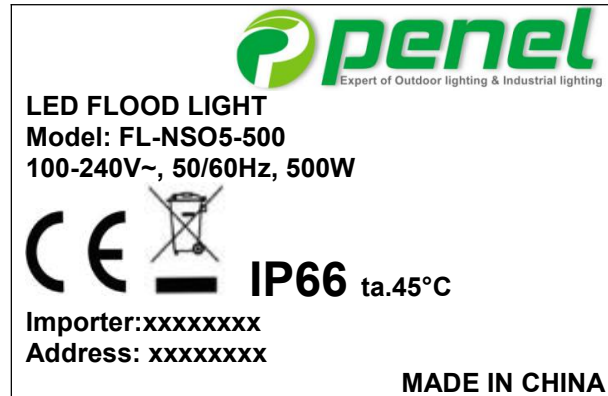
LCSTRF-S-005-A-1

Shenzhen Southern LCS Compliance Testing Laboratory Ltd.

Add: 101-201, No.39 Building, Xialang Industrial Zone, Heshuikou Community, Matian Street, Guangming District, Shenzhen, China
Tel: +(86) 0755-29871520 | Fax: +(86) 0755-29871521 | E-mail: webmaster@lcs-cert.com | http:// www.lcs-cert.com

Copy of marking plate:

The artwork below may be only a draft. The use of certification marks on a product must be authorized by the respective NCBs that own these marks.



: "caution, electric shock risk" symbol, height of this marks least 15mm.

Remarks:

1. Representative markings of FL-NSO5-500, markings of all models are identical except for the model name and rating.
2. Height of CE mark at least 5mm, height of WEEE symbol should not less than 7mm, height of other marks at least 5mm, height of letters and numerals at least 2mm.



Test item particulars..... :									
Classification of installation and use.....:	Floodlights								
Supply Connection.....:	Supply cord								
Protection Class.....:	Class I								
Degree of Protection.....:	IP66								
Possible test case verdicts:									
- test case does not apply to the test object..... : N/A									
- test object does meet the requirement..... : P (Pass)									
- test object does not meet the requirement..... : F (Fail)									
Testing..... :									
Date of receipt of test item..... :	January 18, 2021								
Date (s) of performance of tests..... :	January 18, 2021 - January 30, 2021								
General remarks:									
This report shall not be reproduced except in full without the written approval of the testing laboratory. The test results presented in this report relate only to the item tested. "(See Enclosure #)" refers to additional information appended to the report. "(See appended table)" refers to a table appended to the report. Clause numbers between brackets refer to clauses in IEC/EN 60598-1.									
Throughout this report a <input checked="" type="checkbox"/> comma / <input type="checkbox"/> point is used as the decimal separator.									
According to the EU directives which have been aligned with EU NLF (new legislative framework), both of manufacturer and importer's name and address shall be affixed on the product or, where that is not possible, on its packaging or in a document accompanying the product before the product is placed on the EU market.									
Modified Information									
<table border="1" style="width: 100%;"><thead><tr><th>Version</th><th>Report No.</th><th>Revision Date</th><th>Summary</th></tr></thead><tbody><tr><td>V1.0</td><td>LCS210118017BS</td><td>/</td><td>Original Version</td></tr></tbody></table>		Version	Report No.	Revision Date	Summary	V1.0	LCS210118017BS	/	Original Version
Version	Report No.	Revision Date	Summary						
V1.0	LCS210118017BS	/	Original Version						
Manufacturer's Declaration per sub-clause 4.2.5 of IEC 60598-1:									
The application for obtaining a CB Test Certificate includes more than one factory location and a declaration from the Manufacturer stating that the sample(s) submitted for evaluation is (are) representative of the products from each factory has been provided.....:	<input type="checkbox"/> Yes <input checked="" type="checkbox"/> Not applicable								
When differences exist; they shall be identified in the General product information section.									
Name and address of factory (ies)..... : Same as manufacturer									

**General product information:**

- All models have similar appearance and structure except size and power are difference.
- Unless otherwise specified, the model FL-NSO5-500 with was chosen as representative model to perform all test.

Model List:

Models	Rating
FL-NSO5-50	100-240V~, 50/60Hz, 50W, IP66, ta.45°C
FL-NSO5-80	100-240V~, 50/60Hz, 80W, IP66, ta.45°C
FL-NSO5-100	100-240V~, 50/60Hz, 100W, IP66, ta.45°C
FL-NSO5-120	100-240V~, 50/60Hz, 120W, IP66, ta.45°C
FL-NSO5-150	100-240V~, 50/60Hz, 150W, IP66, ta.45°C
FL-NSO5-180	100-240V~, 50/60Hz, 180W, IP66, ta.45°C
FL-NSO5-200	100-240V~, 50/60Hz, 200W, IP66, ta.45°C
FL-NSO5-240	100-240V~, 50/60Hz, 240W, IP66, ta.45°C
FL-NSO5-250	100-240V~, 50/60Hz, 250W, IP66, ta.45°C
FL-NSO5-300	100-240V~, 50/60Hz, 300W, IP66, ta.45°C
FL-NSO5-400	100-240V~, 50/60Hz, 400W, IP66, ta.45°C
FL-NSO5-480	100-240V~, 50/60Hz, 480W, IP66, ta.45°C
FL-NSO5-500	100-240V~, 50/60Hz, 500W, IP66, ta.45°C



IEC 60598-2-5			
Clause	Requirement + Test	Result - Remark	Verdict
5.4 (0+2)	CLASSIFICATION OF LUMINAIRES		P
5.4 (0.1)	Information for luminaire design considered..... :	Standard Yes <input checked="" type="checkbox"/> No <input type="checkbox"/>	—
5.4 (0.3)	More sections applicable..... :	Yes <input type="checkbox"/> No <input checked="" type="checkbox"/>	—
5.4 (0.5)	Components	(see Annex 1)	—
5.4 (0.7)	Information for luminaire design in light sources standards		—
5.4 (0.7.2)	Light source safety standard	IEC/EN 62031	—
	Luminaire design in the light source safety standard		P
5.4 (2.2)	Type of protection	Class I	P
5.4 (2.3)	Degree of protection..... :	IP66	P
5.4 (2.4)	Luminaire suitable for direct mounting on normally flammable surfaces..... :	Yes <input checked="" type="checkbox"/> No <input type="checkbox"/>	—
5.4 (2.5)	Luminaire for normal use	Yes <input checked="" type="checkbox"/> No <input type="checkbox"/>	—
	Luminaire for rough service	Yes <input type="checkbox"/> No <input checked="" type="checkbox"/>	—

5.5 (3)	MARKING		P
5.5 (3.2)	Mandatory markings		P
	Position of the marking		P
	Format of symbols/text		P
5.5 (3.3)	Additional information		P
	Language of instructions	English	P
5.5 (3.3.1)	Combination luminaires		N/A
5.5 (3.3.2)	Nominal frequency in Hz	50/60Hz	P
5.5 (3.3.3)	Operating temperature		N/A
5.5 (3.3.5)	Wiring diagram		N/A
5.5 (3.3.6)	Special conditions		N/A
5.5 (3.3.7)	Metal halide lamp luminaire – warning		N/A
5.5 (3.3.8)	Limitation for semi-luminaires		N/A
5.5 (3.3.9)	Power factor and supply current		P
5.5 (3.3.10)	Suitability for use indoors	IP66 suitability for use indoor and outdoor	P
5.5 (3.3.11)	Luminaires with remote control		N/A
5.5 (3.3.12)	Clip-mounted luminaire – warning		N/A
5.5 (3.3.13)	Specifications of protective shields		N/A

LCSTRF-S-005-A-1

Shenzhen Southern LCS Compliance Testing Laboratory Ltd.

Add: 101-201, No.39 Building, Xialang Industrial Zone, Heshuikou Community, Matian Street, Guangming District, Shenzhen, China
Tel: +(86) 0755-29871520 | Fax: +(86) 0755-29871521 | E-mail: webmaster@lcs-cert.com | http:// www.lcs-cert.com



IEC 60598-2-5			
Clause	Requirement + Test	Result - Remark	Verdict
5.5 (3.3.14)	Symbol for nature of supply		P
5.5 (3.3.15)	Rated current of socket outlet		N/A
5.5 (3.3.16)	Rough service luminaire		N/A
5.5 (3.3.17)	Mounting instruction for type Y, type Z and some type X attachments	Type Y	P
5.5 (3.3.18)	Non-ordinary luminaires with PVC cable		N/A
5.5 (3.3.19)	Protective conductor current in instruction if applicable		N/A
5.5 (3.3.20)	Provided with information if not intended to be mounted within arm's reach		N/A
5.5 (3.3.21)	Non replaceable and non-user replaceable light sources information provided	non-user replaceable	P
5.5 (3.3.22)	Controllable luminaires, classification of insulation provided		N/A
5.5 (3.3.23)	Luminaire without controlgear provided with necessary information for selection of appropriate component		N/A
5.5 (3.3.24)	If not supplied with terminal block, information on the packaging		P
5.5 (3.4)	Test with water		P
	Test with hexane		P
	Legible after test		P
	Label attached		P
5.5 (-)	Additional information if applicable		P
	a) Operation position		N/A
	b) Weight and dimensions		P
	c) Maximum protected area		P
	d) Limitation of use indoors and/or outdoor		P
	e) Maximum mounting height if ≤ 5 m		N/A

5.6 (4)	CONSTRUCTION		P
5.6 (4.2)	Components replaceable without difficulty		N/A
5.6 (4.3)	Wireways smooth and free from sharp edges		P
5.6 (4.4)	Lampholders		N/A
5.6 (4.4.1)	Integral lampholder		N/A
5.6 (4.4.2)	Wiring connection		N/A

LCSTRF-S-005-A-1

Shenzhen Southern LCS Compliance Testing Laboratory Ltd.

Add: 101-201, No.39 Building, Xialang Industrial Zone, Heshuikou Community, Matian Street, Guangming District, Shenzhen, China
Tel: +(86) 0755-29871520 | Fax: +(86) 0755-29871521 | E-mail: webmaster@lcs-cert.com | http:// www.lcs-cert.com



IEC 60598-2-5			
Clause	Requirement + Test	Result - Remark	Verdict
5.6 (4.4.3)	Lampholder for end-to-end mounting		N/A
5.6 (4.4.4)	Positioning		N/A
	- pressure test (N)		—
	After test the lampholder comply with relevant standard sheets and show no damage		N/A
	After test on single-capped lampholder the lampholder have not moved from its position and show no permanent deformation		N/A
	- bending test (N)		—
	After test the lampholder have not moved from its position and show no permanent deformation		N/A
5.6 (4.4.5)	Peak pulse voltage		N/A
5.6 (4.4.6)	Centre contact		N/A
5.6 (4.4.7)	Parts in rough service luminaires resistant to tracking		N/A
5.6 (4.4.8)	Lamp connectors		N/A
5.6 (4.4.9)	Caps and bases correctly used		N/A
5.6 (4.4.10)	Light source for lampholder or connection according IEC 60061 not connected another way		N/A
5.6 (4.5)	Starter holders		N/A
	Starter holder in luminaires other than class II		N/A
	Starter holder class II construction		N/A
5.6 (4.6)	Terminal blocks		N/A
	Tails		N/A
	Unsecured blocks		N/A
5.6 (4.7)	Terminals and supply connections		N/A
5.6 (4.7.1)	Contact to metal parts		N/A
5.6 (4.7.2)	Test 8 mm live conductor		N/A
	Test 8 mm earth conductor		N/A
5.6 (4.7.3)	Terminals for supply conductors		N/A
5.6 (4.7.3.1)	Welded method and material		N/A
	- stranded or solid conductor		N/A
	- spot welding		N/A
	- welding between wires		N/A
	- Type Z attachment		N/A
	- mechanical test according to 15.6.2		N/A

LCSTRF-S-005-A-1

Shenzhen Southern LCS Compliance Testing Laboratory Ltd.

Add: 101-201, No.39 Building, Xialang Industrial Zone, Heshuikou Community, Matian Street, Guangming District, Shenzhen, China
Tel: +(86) 0755-29871520 | Fax: +(86) 0755-29871521 | E-mail: webmaster@lcs-cert.com | http:// www.lcs-cert.com



IEC 60598-2-5			
Clause	Requirement + Test	Result - Remark	Verdict
	- electrical test according to 15.6.3		N/A
	- heat test according to 15.6.2.3 and 15.6.2.4		N/A
5.6 (4.7.4)	Terminals other than supply connection		N/A
5.6 (4.7.5)	Heat-resistant wiring/sleeves		N/A
5.6 (4.7.6)	Multi-pole plug		N/A
	- test at 30 N		N/A
5.6 (4.8)	Switches		N/A
	- adequate rating		N/A
	- adequate fixing		N/A
	- polarized supply		N/A
	- compliance with IEC 61058-1 for electronic switches		N/A
5.6 (4.9)	Insulating lining and sleeves		N/A
5.6 (4.9.1)	Retainment		N/A
	Method of fixing.....:		N/A
5.6 (4.9.2)	Insulated linings and sleeves:		N/A
	Resistant to a temperature > 20 °C to the wire temperature or		N/A
	a) & c) Insulation resistance and electric strength		N/A
	b) Ageing test. Temperature (°C).....:		N/A
5.6 (4.10)	Double or reinforced insulation		N/A
5.6 (4.10.1)	No contact, mounting surface – accessible metal parts – wiring of basic insulation		N/A
	Safe installation fixed luminaires		N/A
	Capacitors and switches		N/A
	Interference suppression capacitors according to IEC 60384-14		N/A
5.6 (4.10.2)	Assembly gaps:		N/A
	- not coincidental		N/A
	- no straight access with test probe		N/A
5.6 (4.10.3)	Retainment of insulation:		N/A
	- fixed		N/A
	- unable to be replaced; luminaire inoperative		N/A
	- sleeves retained in position		N/A
	- lining in lampholder		N/A

LCSTRF-S-005-A-1

Shenzhen Southern LCS Compliance Testing Laboratory Ltd.

Add: 101-201, No.39 Building, Xialang Industrial Zone, Heshuikou Community, Matian Street, Guangming District, Shenzhen, China
Tel: +(86) 0755-29871520 | Fax: +(86) 0755-29871521 | E-mail: webmaster@lcs-cert.com | http:// www.lcs-cert.com



IEC 60598-2-5			
Clause	Requirement + Test	Result - Remark	Verdict
5.6 (4.10.4)	Protective impedance device		N/A
	Double or reinforced insulation bridged by appropriate and at least two resistors or two Y2 capacitors or one Y1 capacitor		N/A
	Y1 or Y2 capacitors comply with IEC 60384-14		N/A
	Resistors comply with test (a) in 14.1 of IEC 60065		N/A
5.6 (4.11)	Electrical connections and current-carrying parts		P
5.6 (4.11.1)	Contact pressure		P
5.6 (4.11.2)	Screws:		N/A
	- self-tapping screws		N/A
	- thread-cutting screws		N/A
5.6 (4.11.3)	Screw locking:		P
	- spring washer		P
	- rivets		N/A
5.6 (4.11.4)	Material of current-carrying parts		P
5.6 (4.11.5)	No contact to wood or mounting surface		P
5.6 (4.11.6)	Electro-mechanical contact systems		N/A
5.6 (4.12)	Screws and connections (mechanical) and glands		P
5.6 (4.12.1)	Screws not made of soft metal		P
	Screws of insulating material		N/A
	Torque test: torque (Nm); part.....:	Fixed enclosure: 1,2Nm	P
	Torque test: torque (Nm); part.....:	Fixed LED cover: 0,8Nm	P
	Torque test: torque (Nm); part.....:	Fixed LED PCB: 0,6Nm	P
	Torque test: torque (Nm); part.....:	Fixed installing support: 17Nm	P
5.6 (4.12.2)	Screws with diameter < 3 mm screwed into metal		N/A
5.6 (4.12.4)	Locked connections:		N/A
	- fixed arms; torque (Nm).....:		N/A
	- lampholder; torque (Nm).....:		N/A
	- push-button switches; torque 0,8 Nm.....:		N/A
5.6 (4.12.5)	Screwed glands; force (Nm).....:	3,25Nm	P
5.6 (4.13)	Mechanical strength		P
5.6 (4.13.1)	Impact tests:		P
	- fragile parts; energy (Nm).....:	0,5Nm, no damage	P
	- other parts; energy (Nm).....:	0,7Nm, no damage	P

LCSTRF-S-005-A-1

Shenzhen Southern LCS Compliance Testing Laboratory Ltd.

Add: 101-201, No.39 Building, Xialang Industrial Zone, Heshuikou Community, Matian Street, Guangming District, Shenzhen, China
Tel: +(86) 0755-29871520 | Fax: +(86) 0755-29871521 | E-mail: webmaster@lcs-cert.com | http:// www.lcs-cert.com



IEC 60598-2-5			
Clause	Requirement + Test	Result - Remark	Verdict
	1) live parts		P
	2) linings		N/A
	3) protection		P
	4) covers		P
5.6 (4.13.3)	Straight test finger		P
5.6 (4.13.4)	Rough service luminaires		N/A
	- IP54 or higher		N/A
	a) fixed		N/A
	b) hand-held		N/A
	c) delivered with a stand		N/A
	d) for temporary installations and suitable for mounting on a stand		N/A
5.6 (4.13.6)	Tumbling barrel		N/A
5.6 (4.14)	Suspensions, fixings and means of adjusting		P
5.6 (4.14.1)	Mechanical load:		P
	A) four times the weight	4xMax.13.53Kg	P
	B) torque 2,5 Nm		N/A
	C) bracket arm; bending moment (Nm)..... :	54.34	P
	D) load track- mounted luminaires		N/A
	E) clip-mounted luminaires, glass-shelve. Thickness (mm)		N/A
	Metal rod. diameter (mm)		N/A
	Fixed luminaire or independent control gear without fixing devices		N/A
5.6 (4.14.2)	Load to flexible cables		N/A
	Mass (kg)		—
	Stress in conductors (N/mm ²)		N/A
	Mass (kg) of semi-luminaire		N/A
	Bending moment (Nm) of semi-luminaire		N/A
5.6 (4.14.3)	Adjusting devices:		P
	- flexing test; number of cycles..... :	45 cycles	P
	- strands broken..... :	No broken	P
	- electric strength test afterwards		P
5.6 (4.14.4)	Telescopic tubes: cords not fixed to tube; no strain on conductors		N/A

LCSTRF-S-005-A-1

Shenzhen Southern LCS Compliance Testing Laboratory Ltd.

Add: 101-201, No.39 Building, Xialang Industrial Zone, Heshuikou Community, Matian Street, Guangming District, Shenzhen, China
Tel: +(86) 0755-29871520 | Fax: +(86) 0755-29871521 | E-mail: webmaster@lcs-cert.com | http:// www.lcs-cert.com



IEC 60598-2-5			
Clause	Requirement + Test	Result - Remark	Verdict
5.6 (4.14.5)	Guide pulleys		N/A
5.6 (4.14.6)	Strain on socket-outlets		N/A
5.6 (4.15)	Flammable materials		P
	- glow- wire test 650°C..... :	See Test Table 5.15 (13.3.2)	N/A
	- spacing ≥ 30 mm		N/A
	- screen withstanding test of 13.3.1		N/A
	- screen dimensions		N/A
	- no fiercely burning material		P
	- thermal protection		N/A
	- electronic circuits exempted		N/A
5.6 (4.15.2)	Luminaires made of thermoplastic material with lamp control gear		N/A
	a) construction		N/A
	b) temperature sensing control		N/A
	c) surface temperature		N/A
5.6 (4.16)	Luminaires for mounting on normally flammable surfaces		P
	No lamp control gear..... :	(compliance with Section 12)	N/A
	Provided with adaptor for a track meet the requirements for direct mounting on normally flammable surfaces		N/A
5.6 (4.16.1)	Lamp control gear spacing:		N/A
	- spacing 35 mm		N/A
	- spacing 10 mm		N/A
5.6 (4.16.2)	Thermal protection:		N/A
	- in lamp control gear		N/A
	- external		N/A
	- fixed position		N/A
	- temperature marked lamp control gear		N/A
5.6 (4.16.3)	Design to satisfy the test of 12.6	(see clause 12.6)	N/A
5.6 (4.17)	Drain holes		N/A
	Clearance at least 5 mm		N/A
5.6 (4.18)	Resistance to corrosion		P
5.6 (4.18.1)	- rust-resistance		P
5.6 (4.18.2)	- season cracking in copper		N/A
5.6 (4.18.3)	- corrosion of aluminium		P

LCSTRF-S-005-A-1

Shenzhen Southern LCS Compliance Testing Laboratory Ltd.

Add: 101-201, No.39 Building, Xialang Industrial Zone, Heshuikou Community, Matian Street, Guangming District, Shenzhen, China
 Tel: +(86) 0755-29871520 | Fax: +(86) 0755-29871521 | E-mail: webmaster@lcs-cert.com | http:// www.lcs-cert.com



IEC 60598-2-5			
Clause	Requirement + Test	Result - Remark	Verdict
5.6 (4.19)	Igniters compatible with ballast		N/A
5.6 (4.20)	Rough service vibration		N/A
5.6 (4.21)	Protective shield		N/A
5.6 (4.21.1)	Shield fitted if tungsten halogen lamps or metal halide lamps		N/A
	Shield of glass if tungsten halogen lamps		N/A
5.6 (4.21.2)	Particles from a shattering lamp not impair safety		N/A
5.6 (4.21.3)	No direct path		N/A
5.6 (4.21.4)	Impact test on shield		N/A
	Glow-wire test on lamp compartment.....:	See Test Table 5.15 (13.3.2)	N/A
5.6 (4.22)	Attachments to lamps not cause overheating or damage		N/A
5.6 (4.23)	Semi-luminaires comply Class II		N/A
5.6 (4.24)	Photobiological hazards		P
5.6 (4.24.1)	No excessive UV radiation if tungsten halogen lamps and metal halide lamps (Annex P)		N/A
5.6 (4.24.2)	Retinal blue light hazard		P
	Class of risk group assessed according to IEC/TR 62778	RG1	—
	Luminaires with E_{thr} :		N/A
	a) Fixed luminaires		N/A
	- distance x m, borderline between RG1 and RG2...:		N/A
	- marking and instruction according 3.2.23		N/A
	b) Portable and handheld luminaires		N/A
	- marking according 3.2.23 if RG1 exceeded at 200 mm according to IEC/TR 62778		N/A
	Portable luminaires for children IEC 60598-2-10 and Mains socket outlet nightlights IEC 60598-2-12 not exceed RG1 at 200 mm according to IEC/62778		N/A
5.6 (4.25)	Mechanical hazard		P
	No sharp point or edges		P
5.6 (4.26)	Short-circuit protection		N/A
5.6 (4.26.1)	Adequate means of uninsulated accessible SELV parts		N/A
5.6 (4.26.2)	Short-circuit test with test chain according 4.26.3		N/A
	Test chain not melt through		N/A

LCSTRF-S-005-A-1

Shenzhen Southern LCS Compliance Testing Laboratory Ltd.

Add: 101-201, No.39 Building, Xialang Industrial Zone, Heshuikou Community, Matian Street, Guangming District, Shenzhen, China
Tel: +(86) 0755-29871520 | Fax: +(86) 0755-29871521 | E-mail: webmaster@lcs-cert.com | http:// www.lcs-cert.com



IEC 60598-2-5			
Clause	Requirement + Test	Result - Remark	Verdict
	Test sample not exceed values of Table 12.1 and 12.2		N/A
5.6 (4.27)	Terminal blocks with integrated screwless earthing contacts		N/A
	Test according Annex V		N/A
	Pull test of terminal fixing (20 N)		N/A
	After test, resistance < 0,05 Ω		N/A
	Pull test of mechanical connection (50 N)		N/A
	After test, resistance < 0,05 Ω		N/A
	Voltage drop test, resistance < 0,05 Ω		N/A
5.6 (4.28)	Fixing of thermal sensing control		N/A
	Not plug-in or easily replaceable type		N/A
	Reliably kept in position		N/A
	No adhesive fixing if UV radiations from a lamp can degrade the fixing		N/A
	Not outside the luminaire enclosure		N/A
	Test of adhesive fixing:		N/A
	Max. temperature on adhesive material ($^{\circ}\text{C}$) :		—
	100 cycles between t min and t max		N/A
	Temperature sensing control still in position		N/A
5.6 (4.29)	Luminaires with non-replaceable light source		N/A
	Not possible to replace light source		N/A
	Live part not accessible after parts have been opened by hand or tools		N/A
5.6 (4.30)	Luminaires with non-user replaceable light source		P
	If protective cover provide protection against electric shock and marked with “caution, electric shock risk” symbol:		N/A
	Minimum two fixing means		P
5.6 (4.31)	Insulation between circuits		P
	Circuits insulated from LV supply fulfil requirements according 4.31.1 – 4.31.3		P
	Controllable luminaires requiring same level of insulation for all components, the insulation between control terminals and LV supply fulfil requirements according 4.31.1 – 4.31.3		N/A
5.6 (4.31.1)	SELV circuits		P
	Used SELV source		P

LCSTRF-S-005-A-1

Shenzhen Southern LCS Compliance Testing Laboratory Ltd.

Add: 101-201, No.39 Building, Xialang Industrial Zone, Heshuikou Community, Matian Street, Guangming District, Shenzhen, China
Tel: +(86) 0755-29871520 | Fax: +(86) 0755-29871521 | E-mail: webmaster@lcs-cert.com | http:// www.lcs-cert.com



IEC 60598-2-5			
Clause	Requirement + Test	Result - Remark	Verdict
	Voltage \leq ELV		P
	Insulating of SELV circuits from LV supply		P
	Insulating of SELV circuits from other non SELV circuits		N/A
	Insulating of SELV circuits from FELV		N/A
	Insulating of SELV circuits from other SELV circuits		N/A
	SELV circuits insulated from accessible parts according Table X.1		P
	Plugs not able to enter socket-outlets of other voltage systems		N/A
	Socket outlets does not admit plugs of other voltage systems		N/A
	Plugs and socket-outlets does not have protective conductor contact		N/A
5.6 (4.31.2)	FELV circuits		N/A
	Used FELV source		N/A
	Voltage \leq ELV		N/A
	Insulating of FELV circuits from LV supply		N/A
	FELV circuits insulated from accessible parts according Table X.1		N/A
	Plugs not able to enter socket-outlets of other voltage systems		N/A
	Socket outlets does not admit plugs of other voltage systems		N/A
	Socket-outlets does not have protective conductor contact		N/A
5.6 (4.31.3)	Other circuits		N/A
	Other circuits insulated from accessible parts according Table X.1		N/A
	Class II construction with equipotential bonding for protection against indirect contacts with live parts:		N/A
	- conductive parts are connected together		N/A
	- test according 7.2.3		N/A
	- conductive part not cause an electric shock in case of an insulation fault		N/A
	- equipotential bonding in master/slave applications		N/A
	- master luminaire provided with terminal for accessible conductive parts of slave luminaires		N/A

LCSTRF-S-005-A-1

Shenzhen Southern LCS Compliance Testing Laboratory Ltd.

Add: 101-201, No.39 Building, Xialang Industrial Zone, Heshuikou Community, Matian Street, Guangming District, Shenzhen, China
Tel: +(86) 0755-29871520 | Fax: +(86) 0755-29871521 | E-mail: webmaster@lcs-cert.com | http:// www.lcs-cert.com



IEC 60598-2-5			
Clause	Requirement + Test	Result - Remark	Verdict
	- slave luminaire constructed as class I		N/A
5.6 (4.32)	Overvoltage protective devices		N/A
	Comply with IEC 61643-11		N/A
	External to controlgear and connected to earth:		N/A
	- only in fixed luminaires		N/A
	- only connected to protective earth		N/A
5.6.1 (-)	At least IPX3 if for outdoor use	IP66	P
5.6.2 (-)	Lampholder brackets and lamp supports		N/A
5.6.3 (-)	Adjusting means		P
5.6.4 (-)	Controlling components		N/A
5.6.5 (-)	Fixing device		P
	Wind force test	Test Force: 580N, 0,1; no failure	P
5.6.6 (-)	Locking of angular adjustment		P
5.6.7 (-)	Vibration resistance	No damage	P
5.6.8 (-)	Requirement on glass cover if mounting height > 5 m		N/A
	Method of protection :		—

5.7 (11)	CREEPAGE DISTANCES AND CLEARANCES		P
5.7 (11.2.1)	Impulse withstand category (Normal category II)	Category II <input checked="" type="checkbox"/> Category III <input type="checkbox"/>	—
	Category III according Annex U		N/A
	Protected against pollution, reduced creepage and clearance according Annex P of IEC 61347-1		N/A
5.7 (11.2.2)	Creepage distances for frequency up to 30 kHz	See Test Table 5.7 (11.2) I	P
	Creepage distances for frequency over 30 kHz:		N/A
	- Controlgear marked with \hat{U}_{OUT} and f_{UOUT} according IEC 61347-1, clause 7.1, item w	See Test Table 5.7 (11.2) II	N/A
	- Requirements according IEC 60664-4 for controlgear not covered by IEC 61347	See Test Table 5.7 (11.2) II	N/A
5.7 (11.2.3)	Clearances for frequency up to 30 kHz	See Test Table 5.7 (11.2) I	P
	Clearances distances for frequency over 30 kHz:		N/A
	- Controlgear marked with U_P	See Test Table 5.7 (11.2) II	N/A
	- Requirements according IEC 60664-4 for controlgear not covered by IEC 61347	See Test Table 5.7 (11.2) II	N/A

LCSTRF-S-005-A-1

Shenzhen Southern LCS Compliance Testing Laboratory Ltd.

Add: 101-201, No.39 Building, Xialang Industrial Zone, Heshuikou Community, Matian Street, Guangming District, Shenzhen, China
Tel: +(86) 0755-29871520 | Fax: +(86) 0755-29871521 | E-mail: webmaster@lcs-cert.com | http:// www.lcs-cert.com



IEC 60598-2-5			
Clause	Requirement + Test	Result - Remark	Verdict
5.8 (7)	PROVISION FOR EARTHING		P
5.8 (7.2.1 + 7.2.3)	Accessible metal parts		P
	Metal parts in contact with supporting surface		P
	Resistance < 0,5 Ω:	0,024 Ω	P
	Self-tapping screws used		N/A
	Thread-forming screws		N/A
	Thread-forming screw used in a grove		N/A
	Earth makes contact first		P
	Terminal blocks with integrated screwless earthing contacts tested according Annex V		N/A
	Protective earthing of the luminaire not via built-in control gear		P
5.8 (7.2.2 + 7.2.3)	Earth continuity in joints, etc.		P
5.8 (7.2.4)	Locking of clamping means		P
	Compliance with 4.7.3		P
	Terminal blocks with integrated screwless earthing contacts tested according Annex V		N/A
5.8 (7.2.5)	Earth terminal integral part of connector socket		N/A
5.8 (7.2.6)	Earth terminal adjacent to mains terminals		P
5.8 (7.2.7)	Electrolytic corrosion of the earth terminal		P
5.8 (7.2.8)	Material of earth terminal		P
	Contact surface bare metal		P
5.8 (7.2.10)	Class II luminaire for looping-in		N/A
	Double or reinforced insulation to functional earth		N/A
5.8 (7.2.11)	Earthing core coloured green-yellow		P
	Length of earth conductor		P

5.9 (14)	SCREW TERMINALS		P
	Separately approved; component list	(see Annex 1)	P
	Part of the luminaire	(see Annex 3)	N/A

5.9 (15)	SCREWLESS TERMINALS AND ELECTRICAL CONNECTIONS		N/A
	Separately approved; component list.....:	(see Annex 1)	N/A

LCSTRF-S-005-A-1

Shenzhen Southern LCS Compliance Testing Laboratory Ltd.

Add: 101-201, No.39 Building, Xialang Industrial Zone, Heshuikou Community, Matian Street, Guangming District, Shenzhen, China
Tel: +(86) 0755-29871520 | Fax: +(86) 0755-29871521 | E-mail: webmaster@lcs-cert.com | http:// www.lcs-cert.com



IEC 60598-2-5			
Clause	Requirement + Test	Result - Remark	Verdict
	Part of the luminaire.....:	(see Annex 4)	N/A
5.10 (5)	EXTERNAL AND INTERNAL WIRING		P
5.10 (5.2)	Supply connection and external wiring		P
5.10 (5.2.1)	Means of connection.....:	Supply cord	P
	Outdoor luminaire has not PVC insulated external wiring if not class III or SELV ≤ 25 V a.c./60 V d.c. or protected from outdoor environment		N/A
5.10 (5.2.2)	Type of cable.....:	H05RN-F	P
	Nominal cross-sectional area (mm ²).....:	3x1,0mm ²	P
	Cables equal to IEC 60227 or IEC 60245		P
5.10 (5.2.3)	Type of attachment, X, Y or Z	Type Y	P
5.10 (5.2.5)	Type Z not connected to screws		N/A
5.10 (5.2.6)	Cable entries:		P
	- suitable for introduction		P
	- adequate degree of protection		P
5.10 (5.2.7)	Cable entries through rigid material have rounded edges		N/A
5.10 (5.2.8)	Insulating bushings:		N/A
	- suitably fixed		N/A
	- material in bushings		N/A
	- material not likely to deteriorate		N/A
	- tubes or guards made of insulating material		N/A
5.10 (5.2.9)	Locking of screwed bushings		N/A
5.10 (5.2.10)	Cord anchorage:		P
	- covering protected from abrasion		P
	- clear how to be effective		P
	- no mechanical or thermal stress		P
	- no tying of cables into knots etc.		P
	- insulating material or lining		P
5.10 (5.2.10.1)	Cord anchorage for type X attachment:		N/A
	a) at least one part fixed		N/A
	b) types of cable		N/A

LCSTRF-S-005-A-1

Shenzhen Southern LCS Compliance Testing Laboratory Ltd.

 Add: 101-201, No.39 Building, Xialang Industrial Zone, Heshuikou Community, Matian Street, Guangming District, Shenzhen, China
 Tel: +(86) 0755-29871520 | Fax: +(86) 0755-29871521 | E-mail: webmaster@lcs-cert.com | http:// www.lcs-cert.com



IEC 60598-2-5			
Clause	Requirement + Test	Result - Remark	Verdict
	c) no damaging of the cable		N/A
	d) whole cable can be mounted		N/A
	e) no touching of clamping screws		N/A
	f) metal screw not directly on cable		N/A
	g) replacement without special tool		N/A
	Glands not used as anchorage		N/A
	Labyrinth type anchorages		N/A
5.10 (5.2.10.2)	Adequate cord anchorage for type Y and type Z attachment		P
5.10 (5.2.10.3)	Tests:		P
	- impossible to push cable; unsafe		N/A
	- pull test: 25 times; pull (N)..... : 60N		P
	- torque test: torque (Nm)..... : 0,35Nm		P
	- displacement ≤ 2 mm	0,5mm	P
	- no movement of conductors		P
	- no damage of cable or cord		P
	- function independent of electrical connection		P
5.10 (5.2.11)	External wiring passing into luminaire		P
5.10 (5.2.12)	Looping-in terminals		N/A
5.10 (5.2.13)	Wire ends not tinned		N/A
	Wire ends tinned: no cold flow		P
5.10 (5.2.14)	Mains plug same protection		N/A
	Class III luminaire plug		N/A
	No unsafe compatibility		N/A
5.10 (5.2.16)	Appliance inlets (IEC 60320)		N/A
	Installation couplers (IEC 61535)		N/A
	Other appliance inlet or connector according relevant IEC standard		N/A
5.10 (5.2.17)	No standardized interconnecting cables properly assembled		N/A

LCSTRF-S-005-A-1

Shenzhen Southern LCS Compliance Testing Laboratory Ltd.

Add: 101-201, No.39 Building, Xialang Industrial Zone, Heshuikou Community, Matian Street, Guangming District, Shenzhen, China
Tel: +(86) 0755-29871520 | Fax: +(86) 0755-29871521 | E-mail: webmaster@lcs-cert.com | http:// www.lcs-cert.com



IEC 60598-2-5			
Clause	Requirement + Test	Result - Remark	Verdict
5.10 (5.2.18)	Used plug in accordance with		N/A
	- IEC 60083		N/A
	- other standard		N/A
5.10 (5.3)	Internal wiring		P
5.10 (5.3.1)	Internal wiring of suitable size and type		P
	Through wiring		N/A
	- not delivered/ mounting instruction		N/A
	- factory assembled		N/A
	- socket outlet loaded (A)..... :		N/A
	- temperatures..... :	(see Annex 2)	N/A
	Green- yellow for earth only		P
5.10 (5.3.1.1)	Internal wiring connected directly to fixed wiring		N/A
	Cross-sectional area (mm ²)..... :		N/A
	Insulation thickness		N/A
	Extra insulation added where necessary		N/A
5.10 (5.3.1.2)	Internal wiring connected to fixed wiring via internal current-limiting device		P
	Adequate cross-sectional area and insulation thickness	(see Annex 1)	P
5.10 (5.3.1.3)	Double or reinforced insulation for class II		N/A
5.10 (5.3.1.4)	Conductors without insulation		N/A
5.10 (5.3.1.5)	SELV current-carrying parts		N/A
5.10 (5.3.1.6)	Insulation thickness other than PVC or rubber		N/A
5.10 (5.3.2)	Sharp edges etc.		P
	No moving parts of switches etc.		N/A
	Joints, raising/lowering devices		N/A
	Telescopic tubes etc.		N/A
	No twisting over 360°		P
5.10 (5.3.3)	Insulating bushings:		N/A
	- suitable fixed		N/A

LCSTRF-S-005-A-1

Shenzhen Southern LCS Compliance Testing Laboratory Ltd.

Add: 101-201, No.39 Building, Xialang Industrial Zone, Heshuikou Community, Matian Street, Guangming District, Shenzhen, China
Tel: +(86) 0755-29871520 | Fax: +(86) 0755-29871521 | E-mail: webmaster@lcs-cert.com | http:// www.lcs-cert.com



IEC 60598-2-5			
Clause	Requirement + Test	Result - Remark	Verdict
	- material in bushings		N/A
	- material not likely to deteriorate		N/A
	- cables with protective sheath		N/A
5.10 (5.3.4)	Joints and junctions effectively insulated		N/A
5.10 (5.3.5)	Strain on internal wiring		N/A
5.10 (5.3.6)	Wire carriers		N/A
5.10 (5.3.7)	Wire ends not tinned		N/A
	Wire ends tinned: no cold flow		P
5.10 (5.4)	Test to determine suitability of conductors having a reduced cross-sectional area		N/A
	Under test the temperature of the luminaire wiring insulation not exceed the limits stated in Table 12.2	(see Annex 2)	N/A
	No damage to luminaire wiring after test		N/A

5.11 (8)	PROTECTION AGAINST ELECTRIC SHOCK		P
5.11 (8.2.1)	Live parts not accessible		P
	Basic insulated parts not used on the outer surface without appropriate protection		P
	Basic insulated parts not accessible with standard test finger on portable, settable and adjustable luminaires		P
	Basic insulated parts not accessible with Ø 50 mm probe from outside, other types of luminaires		N/A
	Lamp and starterholders in portable and adjustable luminaires comply with double or reinforced insulation requirements		N/A
	Basic insulation only accessible under lamp or starter replacement		N/A
	Protection in any position		P
	Double-ended tungsten filament lamp		N/A
	Insulation lacquer not reliable		P
	Double-ended high pressure discharge lamp		N/A
	Relevant warning according to 3.2.18 fitted to the luminaire		N/A
5.11 (8.2.2)	Portable luminaire adjusted in most unfavourable position		N/A
5.11 (8.2.3.a)	Class II luminaire:		N/A

LCSTRF-S-005-A-1

Shenzhen Southern LCS Compliance Testing Laboratory Ltd.

Add: 101-201, No.39 Building, Xialang Industrial Zone, Heshuikou Community, Matian Street, Guangming District, Shenzhen, China
Tel: +(86) 0755-29871520 | Fax: +(86) 0755-29871521 | E-mail: webmaster@lcs-cert.com | http:// www.lcs-cert.com



IEC 60598-2-5			
Clause	Requirement + Test	Result - Remark	Verdict
	- basic insulated metal parts not accessible during starter or lamp replacement		N/A
	- basic insulation not accessible other than during starter or lamp replacement		N/A
	- glass protective shields not used as supplementary insulation		N/A
5.11 (8.2.3.b)	BC lampholder of metal in class I luminaires shall be earthed		N/A
5.11 (8.2.3.c)	SELV circuits with exposed current carrying parts:		N/A
	Ordinary luminaire:		N/A
	- voltage under load (V)..... :		N/A
	- no-load voltage (V)..... :		N/A
	- touch current if applicable (mA) :		N/A
	One conductive part insulated if required		N/A
	Other than ordinary luminaire:		N/A
	- nominal voltage (V) :		N/A
	Class III luminaire only for connection to SELV		N/A
	Class III luminaire not provided with means for protective earthing		N/A
5.11 (8.2.4)	Portable luminaire have protection independent of supporting surface		N/A
5.11 (8.2.5)	Compliance with the standard test finger or relevant probe		P
5.11 (8.2.6)	Covers reliably secured		P
5.11 (8.2.7)	Luminaire other than below with capacitor > 0,5 μ F not exceed 50 V 1 min after disconnection	4V	P
	Portable luminaire with capacitor > 0,1 μ F (0.25) not exceed 34 V 1 s after disconnection		N/A
	Other luminaires with capacitor > 0,1 μ F (0.25) with plug and track adaptors not exceed 60 V 5 s after disconnection		N/A

5.12 (12)	ENDURANCE TEST AND THERMAL TEST		P
	If IP > IP 20 relevant test of (12.4), (12.5), (12.6) and 12.7 after (9.2) before (9.3) specified in 5.13		P
5.12 (12.3)	Endurance test:		P
	- mounting- position..... :	As normal used	—

LCSTRF-S-005-A-1

Shenzhen Southern LCS Compliance Testing Laboratory Ltd.

Add: 101-201, No.39 Building, Xialang Industrial Zone, Heshuikou Community, Matian Street, Guangming District, Shenzhen, China
Tel: +(86) 0755-29871520 | Fax: +(86) 0755-29871521 | E-mail: webmaster@lcs-cert.com | http:// www.lcs-cert.com



IEC 60598-2-5			
Clause	Requirement + Test	Result - Remark	Verdict
	- test temperature (°C)..... :	45°C+10°C	—
	- total duration (h)..... :	240h	—
	- supply voltage: Un factor; calculated voltage (V)... :	1,1x240V	—
	- lamp used..... :	LED	—
5.12 (12.3.2)	After endurance test:		P
	- no part unserviceable		P
	- luminaire not unsafe		P
	- no damage to track system		N/A
	- marking legible		P
	- no cracks, deformation etc.		P
5.12 (12.4)	Thermal test (normal operation)	(see Annex 2)	P
5.12 (12.5)	Thermal test (abnormal operation)	(see Annex 2)	N/A
5.12 (12.6)	Thermal test (failed lamp control gear condition):		N/A
5.12 (12.6.1)	Through wiring or looping-in wiring loaded by a current of (A) :		—
	- case of abnormal conditions..... :		—
	- electronic lamp control gear		N/A
	- measured winding temperature (°C): at 1,1 Un :		—
	- measured mounting surface temperature (°C) at 1,1 Un..... :		N/A
	- calculated mounting surface temperature (°C) :		N/A
	- track-mounted luminaires		N/A
5.12 (12.6.2)	Temperature sensing control		N/A
	- case of abnormal conditions..... :		—
	- thermal link		N/A
	- manual reset cut-out		N/A
	- auto reset cut-out		N/A
	- measured mounting surface temperature (°C)..... :		N/A
	- track-mounted luminaires		N/A
5.12 (12.7)	Thermal test (failed lamp control gear in plastic luminaires):		N/A
5.12 (12.7.1)	Luminaire without temperature sensing control		N/A

LCSTRF-S-005-A-1

Shenzhen Southern LCS Compliance Testing Laboratory Ltd.

Add: 101-201, No.39 Building, Xialang Industrial Zone, Heshuikou Community, Matian Street, Guangming District, Shenzhen, China
Tel: +(86) 0755-29871520 | Fax: +(86) 0755-29871521 | E-mail: webmaster@lcs-cert.com | http:// www.lcs-cert.com



IEC 60598-2-5			
Clause	Requirement + Test	Result - Remark	Verdict
5.12 (12.7.1.1)	Luminaire with fluorescent lamp $\leq 70W$		N/A
	Test method 12.7.1.1 or Annex W		—
	Test according to 12.7.1.1:		N/A
	- case of abnormal conditions.....		—
	- Ballast failure at supply voltage (V)		—
	- Components retained in place after the test		N/A
	- Test with standard test finger after the test		N/A
	Test according to Annex W:		N/A
	- case of abnormal conditions.....		—
	- measured winding temperature ($^{\circ}C$): at 1,1 Un.....		—
	- measured temperature of fixing point/exposed part ($^{\circ}C$): at 1,1 Un.....		—
	- calculated temperature of fixing point/exposed part ($^{\circ}C$).....		—
	Ball-pressure test.....	See Table 5.15 (13.2.1)	N/A
5.12 (12.7.1.2)	Luminaire with discharge lamp, fluorescent lamp $> 70W$, transformer $> 10 VA$		N/A
	- case of abnormal conditions.....		—
	- measured winding temperature ($^{\circ}C$): at 1,1 Un.....		—
	- measured temperature of fixing point/exposed part ($^{\circ}C$): at 1,1 Un.....		—
	- calculated temperature of fixing point/exposed part ($^{\circ}C$).....		—
	Ball-pressure test.....	See Table 5.15 (13.2.1)	N/A
5.12 (12.7.1.3)	Luminaire with short circuit proof transformers $\leq 10 VA$		N/A
	- case of abnormal conditions.....		—
	- Components retained in place after the test		N/A
	- Test with standard test finger after the test		N/A
5.12 (12.7.2)	Luminaire with temperature sensing control		N/A
	- thermal link.....	Yes <input type="checkbox"/> No <input type="checkbox"/>	—
	- manual reset cut-out.....	Yes <input type="checkbox"/> No <input type="checkbox"/>	—
	- auto reset cut-out.....	Yes <input type="checkbox"/> No <input type="checkbox"/>	—
	- case of abnormal conditions.....		—

LCSTRF-S-005-A-1

Shenzhen Southern LCS Compliance Testing Laboratory Ltd.

Add: 101-201, No.39 Building, Xialang Industrial Zone, Heshuikou Community, Matian Street, Guangming District, Shenzhen, China
Tel: +(86) 0755-29871520 | Fax: +(86) 0755-29871521 | E-mail: webmaster@lcs-cert.com | http:// www.lcs-cert.com



IEC 60598-2-5			
Clause	Requirement + Test	Result - Remark	Verdict
	- highest measured temperature of fixing point/ exposed part (°C):..... :		—
	Ball-pressure test:..... :	See Table 5.15 (13.2.1)	N/A
5.12.1 (-)	Reduction 10 °C of measured temperatures if for outdoor use		—
5.12.2 (-)	Glass covers used within the thermal limits		P

5.13 (9)	RESISTANCE TO DUST AND MOISTURE		P
5.13 (-)	If IP > IP 20 the order of tests as specified in clause 5.12		P
5.13 (9.2)	Tests for ingress of dust, solid objects and moisture:		P
	- classification according to IP..... :	IP66	—
	- mounting position during test..... :	Normal installation	—
	- fixing screws tightened; torque (Nm)..... :		—
	- tests according to clauses..... :		—
	- electric strength test afterwards		P
	a) no deposit in dust-proof luminaire		N/A
	b) no talcum in dust-tight luminaire		P
	c) no trace of water on current-carrying parts or on insulation where it could become a hazard		P
	c.1) For luminaires without drain holes – no water entry		P
	c.2) For luminaires with drain holes – no hazardous water entry		N/A
	d) no water in watertight or pressure watertight luminaire		N/A
	e) no contact with live parts (IP 2X)		N/A
	e) no entry into enclosure (IP 3X and IP 4X)		N/A
	e) no contact with live parts through drain holes and ventilation slots (IP3X and IP4X)		N/A
	f) no trace of water on part of lamp requiring protection from splashing water		P
	g) no damage of protective shield or glass envelope		P
5.13 (9.3)	Humidity test 48 h	Relative humidity 93%, temperature 25°C, 48h	P

LCSTRF-S-005-A-1

Shenzhen Southern LCS Compliance Testing Laboratory Ltd.

Add: 101-201, No.39 Building, Xialang Industrial Zone, Heshuikou Community, Matian Street, Guangming District, Shenzhen, China
Tel: +(86) 0755-29871520 | Fax: +(86) 0755-29871521 | E-mail: webmaster@lcs-cert.com | http:// www.lcs-cert.com



IEC 60598-2-5			
Clause	Requirement + Test	Result - Remark	Verdict
5.14 (10)	INSULATION RESISTANCE AND ELECTRIC STRENGTH		P
5.14 (10.2.1)	Insulation resistance test		P
	Cable or cord covered by metal foil or replaced by a metal rod of mm Ø		—
	Insulation resistance (MΩ).....	See below	—
	SELV		P
	- between current-carrying parts of different polarity:	>100MΩ	P
	- between current-carrying parts and mounting surface.....	>100MΩ	P
	- between current-carrying parts and metal parts of the luminaire.....	>100MΩ	P
	- between the outer surface of a flexible cord or cable where it is clamped in a cord anchorage and accessible metal parts.....		N/A
	- Insulation bushings as described in Section 5		N/A
	Other than SELV		P
	- between live parts of different polarity.....	>100MΩ	P
	- between live parts and mounting surface.....	>100MΩ	P
	- between live parts and metal parts.....	>100MΩ	P
	- between live parts of different polarity through action of a switch.....		N/A
	- between the outer surface of a flexible cord or cable where it is clamped in a cord anchorage and accessible metal parts.....		N/A
	- Insulation bushings as described in Section 5		N/A
5.14 (10.2.2)	Electric strength test		P
	Dummy lamp		N/A
	Luminaires with ignitors after 24 h test		N/A
	Luminaires with manual ignitors		N/A
	Test voltage (V).....	See below	P
	SELV		P
	- between current-carrying parts of different polarity:	500V	P
	- between current-carrying parts and mounting surface.....	500V	P
	- between current-carrying parts and metal parts of the luminaire.....	500V	P

LCSTRF-S-005-A-1

Shenzhen Southern LCS Compliance Testing Laboratory Ltd.

Add: 101-201, No.39 Building, Xialang Industrial Zone, Heshuikou Community, Matian Street, Guangming District, Shenzhen, China
Tel: +(86) 0755-29871520 | Fax: +(86) 0755-29871521 | E-mail: webmaster@lcs-cert.com | http:// www.lcs-cert.com



IEC 60598-2-5			
Clause	Requirement + Test	Result - Remark	Verdict
	- between the outer surface of a flexible cord or cable where it is clamped in a cord anchorage and accessible metal parts..... :		N/A
	- Insulation bushings as described in Section 5 :		N/A
	Other than SELV		P
	- between live parts of different polarity..... :	1480Vac	P
	- between live parts and mounting surface..... :	1480Vac	P
	- between live parts and metal parts..... :	1480Vac	P
	- between live parts of different polarity through action of a switch..... :		N/A
	- between the outer surface of a flexible cord or cable where it is clamped in a cord anchorage and accessible metal parts..... :		N/A
	- Insulation bushings as described in Section 5 :		N/A
5.14 (10.3)	Touch current or protective conductor current (mA):	0,16mA, limit: 3,5mA	P

5.15 (13)	RESISTANCE TO HEAT, FIRE AND TRACKING		P
5.15 (13.2.1)	Ball-pressure test..... :	See Test Table 5.15 (13.2.1)	P
5.15 (13.3.1)	Needle-flame test (10 s)..... :	See Test Table 5.15 (13.3.1)	P
5.15 (13.3.2)	Glow-wire test (650°C)..... :	See Test Table 5.15 (13.3.2)	P
5.15 (13.4)	Proof tracking test (IEC 60112)..... :	See Test Table 5.15 (13.4)	N/A

LCSTRF-S-005-A-1

Shenzhen Southern LCS Compliance Testing Laboratory Ltd.

Add: 101-201, No.39 Building, Xialang Industrial Zone, Heshuikou Community, Matian Street, Guangming District, Shenzhen, China
Tel: +(86) 0755-29871520 | Fax: +(86) 0755-29871521 | E-mail: webmaster@lcs-cert.com | http:// www.lcs-cert.com



IEC 60598-2-5			
Clause	Requirement + Test	Result - Remark	Verdict

5.7 (11.2)	TABLE I: Creepage distances and clearances						P
	Minimum distances (mm) for a.c. up to 30 kHz sinusoidal voltages						P
	Applicable part of IEC 60598-1 Table 11.1.A*, 11.1.B* and 11.2*						P
	Insulation type **	Measured clearance	Required		Measured creepage	Required	
			clearance	*Table		creepage	*Table
Distance 1:	B	3,0	1,5	Table 11.1.B	3,0	2,5	Table 11.1.A
Distance 2:	B	3,6	1,5	Table 11.1.B	3,6	2,5	Table 11.1.A
Distance 3:	B	3,6	1,5	Table 11.1.B	3,6	2,5	Table 11.1.A
Working voltage (V)..... :					240V~		—
PTI..... :					< 600 ☒ ≥ 600 ☐		—
Pulse voltage or U_P if applicable (kV) :					--		—
Supplementary information: Distance 1: Between current-carrying parts of different polarity. Distance 2: Between current-carrying parts and accessible parts. Distance 3: Between current-carrying parts and mounting surface.							

** Insulation type: B – Basic; S – Supplementary; R – Reinforced. See also IEC 60598-1 Annex M.

LCSTRF-S-005-A-1

Shenzhen Southern LCS Compliance Testing Laboratory Ltd.

Add: 101-201, No.39 Building, Xialang Industrial Zone, Heshuikou Community, Matian Street, Guangming District, Shenzhen, China
Tel: +(86) 0755-29871520 | Fax: +(86) 0755-29871521 | E-mail: webmaster@lcs-cert.com | http:// www.lcs-cert.com



IEC 60598-2-5			
Clause	Requirement + Test	Result - Remark	Verdict

5.15 (13.2.1)	TABLE: Ball Pressure Test of Thermoplastics			P
Allowed impression diameter (mm):		2,0mm		—
Object/ Part No./ Material	Manufacturer/ trademark	Test temperature (°C)	Impression diameter (mm)	
LED cover	--	88	1,1	
Connector	--	125	0,6	
Terminal box near LED driver	--	80	0,9	
Supplementary information:--				

5.15 (13.3.1)	TABLE: Needle-flame test (IEC 60695-11-5)				P
Object/ Part No./ Material	Manufacturer/ trademark	Duration of application of test flame (ta); (s)	Ignition of specified layer Yes/No	Duration of burning (tb) (s)	Verdict
Connector	See Annex 1	10	No	0	P
Supplementary information:--					

5.15 (13.3.2)	TABLE: Glow-wire test (IEC 60695-2-11)				P
Glow wire temperature		650°C	—		
Object/ Part No./ Material	Manufacturer/ trademark	Ignition of specified layer Yes/No	Duration of burning (tb) (s)	Verdict	
LED cover	--	10	No	0	
Terminal box near LED driver	--	10	No	0	
Any flame or glowing of the sample extinguished within 30 s of withdrawing the glow-wire, and any burning or molten drop did not ignite the underlying parts (Yes/No).....					Yes
Supplementary information:--					

5.15 (13.4)	TABLE: Proof tracking test (IEC 60112)				N/A
Test voltage PTI		175 V	—		
Object/ Part No./ Material	Manufacturer/ trademark	Withstand 50 drops without failure on three places or on three specimens			Verdict
--	--	--	--	--	--
Supplementary information:					

LCSTRF-S-005-A-1

Shenzhen Southern LCS Compliance Testing Laboratory Ltd.

Add: 101-201, No.39 Building, Xialang Industrial Zone, Heshuikou Community, Matian Street, Guangming District, Shenzhen, China
Tel: +(86) 0755-29871520 | Fax: +(86) 0755-29871521 | E-mail: webmaster@lcs-cert.com | http:// www.lcs-cert.com



IEC 60598-2-5			
Clause	Requirement + Test	Result - Remark	Verdict

ANNEX 1 TABLE: Critical components information						
Object / part No.	Code	Manufacturer/ trademark	Type / model	Technical data	Standard	Mark(s) of conformity ¹⁾
Supply cords	B	Guangdong Rifeng Electrical Cable Co., Ltd	H05RN-F	300/500V, 3x1.0mm ²	DIN EN 50525-2-21	VDE 40015999
Internal wire	C	DONG GUAN RECHEER ELECTRIC WIRE & CABLE CO LTD	SJOW	18AWG, 105°C	--	UL E252733
Terminal box	C	Deenlai	FSH713	450Vac; 41A; IP68, T85	--	UL
Terminal block in terminal box	B	Jiang Men Krealux	P02-D-3P	450V; 16A; T110; 0.5...2.5mm ²	EN 60529	VDE 40021964
DC connector	B	CIXI kaifeng electronic co.Ltd	KF151	Rated voltage 150V 7A,	--	UL E305844
LED cover	C	HEAVY POWER CO LTD	LN-2250(##)(f1)	V-0	--	UL E195100
LED PCB	C	ZHANGZHOU DAZHENG ELECTRONIC TECHNOLOGY CO LTD	CZ-1004	V-0, 130 °C	--	UL E323040
LED Driver	B	MEAN	XLG-240-H-A	Input: 100-240V~, 50/60Hz, 2.4A Output: 27-56Vdc, 4.28-6.66A, 239.5W max, tc:90°C	EN 61347-2-13 EN 61347-1	CE
LED	C	CREE	JB3030	IF: 240mA IF: 2.7-3.1V	IEC TR 62778	Test with appliance

Supplementary information:

¹⁾ Provided evidence ensures the agreed level of compliance. See OD-CB2039.

The codes above have the following meaning:

- A - The component is replaceable with another one, also certified, with equivalent characteristics
- B - The component is replaceable if authorised by the test house
- C - Integrated component tested together with the appliance
- D - Alternative component

LCSTRF-S-005-A-1

Shenzhen Southern LCS Compliance Testing Laboratory Ltd.

Add: 101-201, No.39 Building, Xialang Industrial Zone, Heshuikou Community, Matian Street, Guangming District, Shenzhen, China
Tel: +(86) 0755-29871520 | Fax: +(86) 0755-29871521 | E-mail: webmaster@lcs-cert.com | http:// www.lcs-cert.com



IEC 60598-2-5			
Clause	Requirement + Test	Result - Remark	Verdict

ANNEX 2	TABLE: Temperature measurements, thermal tests of Section 12			P			
	Type reference.....:	FL-NSO5-500	—				
	Lamp used.....:	LED module	—				
	Lamp control gear used.....:	Approved LED driver	—				
	Mounting position of luminaire.....:	See product manual	—				
	Supply wattage (W).....:	598,6W	—				
	Supply current (A)..... :	1,995A	—				
	Calculated power factor.....:	0,98	—				
	Table: measured temperatures corrected for ta = 45 °C:		P				
	- abnormal operating mode.....:	--	—				
	- test 1: rated voltage.....:	--	—				
	- test 2: 1,06 times rated voltage or 1,05 times rated wattage.....:	1,06x240V	—				
	- test 3: Load on wiring to socket-outlet, 1,06 times voltage or 1,05 times wattage..... :	--	—				
	- test 4: 1,1 times rated voltage or 1,05 times rated wattage.....:	--	—				
	Through wiring or looping-in wiring loaded by a current of A during the test :	--	—				
Temperature measurements, (°C)							
Part	Ambient	Clause 12.4 – normal				Clause 12.5 – abnormal	
		test 1	test 2	test 3	limit	test 4	limit
Supply cord	45°C	--	60,3	--	90	--	--
Metal enclosure	45°C	--	71,2	--	90	--	--
Terminal box near LED driver	45°C	--	54,4	--	85	--	--
Terminal block in terminal box near LED driver	45°C	--	53,5	--	110	--	--
SPD	45°C	--	57,7	--	85	--	--
tc of LED driver	45°C	--	78,8	--	90	--	--
LED PCB	45°C	--	82,7	--	130	--	--
Internal wire near LED	45°C	--	73,4	--	90	--	--
LED cover	45°C	--	62,2	--	120	--	--

LCSTRF-S-005-A-1

Shenzhen Southern LCS Compliance Testing Laboratory Ltd.

Add: 101-201, No.39 Building, Xialang Industrial Zone, Heshuikou Community, Matian Street, Guangming District, Shenzhen, China
Tel: +(86) 0755-29871520 | Fax: +(86) 0755-29871521 | E-mail: webmaster@lcs-cert.com | http:// www.lcs-cert.com



IEC 60598-2-5							
Clause	Requirement + Test				Result - Remark		Verdict
Mounting surface	45°C	--	50,6	--	90	--	--
Supplementary information:							

LCSTRF-S-005-A-1

Shenzhen Southern LCS Compliance Testing Laboratory Ltd.

Add: 101-201, No.39 Building, Xialang Industrial Zone, Heshuikou Community, Matian Street, Guangming District, Shenzhen, China
Tel: +(86) 0755-29871520 | Fax: +(86) 0755-29871521 | E-mail: webmaster@lcs-cert.com | [http:// www.lcs-cert.com](http://www.lcs-cert.com)



IEC 60598-2-5			
Clause	Requirement + Test	Result - Remark	Verdict

ANNEX 3	Screw terminals (part of the luminaire)		N/A
(14)	SCREW TERMINALS		N/A
(14.2)	Type of terminal..... :		—
	Rated current (A)..... :		—
(14.3.2.1)	One or more conductors		N/A
(14.3.2.2)	Special preparation		N/A
(14.3.2.3)	Terminal size		N/A
	Cross-sectional area (mm ²)..... :		—
(14.3.3)	Conductor space (mm)..... :		N/A
(14.4)	Mechanical tests		N/A
(14.4.1)	Minimum distance		N/A
(14.4.2)	Cannot slip out		N/A
(14.4.3)	Special preparation		N/A
(14.4.4)	Nominal diameter of thread (metric ISO thread)..... :	M	N/A
	External wiring		N/A
	No soft metal		N/A
(14.4.5)	Corrosion		N/A
(14.4.6)	Nominal diameter of thread (mm)..... :		N/A
	Torque (Nm)..... :		N/A
(14.4.7)	Between metal surfaces		N/A
	Lug terminal		N/A
	Mantle terminal		N/A
	Pull test; pull (N)..... :		N/A
(14.4.8)	Without undue damage		N/A

LCSTRF-S-005-A-1

Shenzhen Southern LCS Compliance Testing Laboratory Ltd.

Add: 101-201, No.39 Building, Xialang Industrial Zone, Heshuikou Community, Matian Street, Guangming District, Shenzhen, China
Tel: +(86) 0755-29871520 | Fax: +(86) 0755-29871521 | E-mail: webmaster@lcs-cert.com | http:// www.lcs-cert.com



IEC 60598-2-5			
Clause	Requirement + Test	Result - Remark	Verdict

ANNEX 4	Screwless terminals (part of the luminaire)		N/A
(15)	SCREWLESS TERMINALS		N/A
(15.2)	Type of terminal.....:		—
	Rated current (A).....:		—
(15.3.1)	Material		N/A
(15.3.2)	Clamping		N/A
(15.3.3)	Stop		N/A
(15.3.4)	Unprepared conductors		N/A
(15.3.5)	Pressure on insulating material		N/A
(15.3.6)	Clear connection method		N/A
(15.3.7)	Clamping independently		N/A
(15.3.8)	Fixed in position		N/A
(15.3.10)	Conductor size		N/A
	Type of conductor		N/A
(15.5)	Terminals and connections for internal wiring		N/A
(15.5.1)	Mechanical tests		N/A
(15.5.1.1.1)	Pull test spring-type terminals (4 N, 4 samples).....:		N/A
(15.5.1.1.2)	Pull test pin or tab terminals (4 N, 4 samples).....:		N/A
	Insertion force not exceeding 50 N		N/A
(15.5.1.2)	Permanent connections: pull-off test (20 N)		N/A
(15.5.2)	Electrical tests		N/A
	Voltage drop (mV) after 1 h (4 samples).....:		N/A
	Voltage drop of two inseparable joints		N/A
	Number of cycles:		—
	Voltage drop (mV) after 10th alt. 25th cycle (4 samples).....:		N/A
	Voltage drop (mV) after 50th alt. 100th cycle (4 samples).....:		N/A
	After ageing, voltage drop (mV) after 10th alt. 25th cycle (4 samples).....:		N/A
	After ageing, voltage drop (mV) after 50th alt. 100th cycle (4 samples).....:		N/A
(15.6)	Terminals and connections for external wiring		N/A
(15.6.1)	Conductors		N/A

LCSTRF-S-005-A-1

Shenzhen Southern LCS Compliance Testing Laboratory Ltd.

Add: 101-201, No.39 Building, Xialang Industrial Zone, Heshuikou Community, Matian Street, Guangming District, Shenzhen, China
Tel: +(86) 0755-29871520 | Fax: +(86) 0755-29871521 | E-mail: webmaster@lcs-cert.com | http:// www.lcs-cert.com



IEC 60598-2-5			
Clause	Requirement + Test	Result - Remark	Verdict
	Terminal size and rating		N/A
15.6.2	Mechanical tests		N/A
(15.6.2.1)	Pull test spring-type terminals or welded connections (4 samples); pull (N)		N/A
(15.6.2.2)	Pull test pin or tab terminals (4 samples); pull (N)		N/A
(15.6.3)	Electrical tests		N/A
	Tests according 15.6.3.1 + 15.6.3.2 in IEC 60598-1		N/A

(15.6.3.1) (15.6.3.2)	TABLE: Contact resistance test / Heating tests										N/A
	Voltage drop (mV) after 1 h										—
terminal	1	2	3	4	5	6	7	8	9	10	
voltage drop (mV)											
	Voltage drop of two inseparable joints										
	Voltage drop after 10th alt. 25th cycle										
	Max. allowed voltage drop (mV).....:										—
terminal	1	2	3	4	5	6	7	8	9	10	
voltage drop (mV)											
	Voltage drop after 50th alt. 100th cycle										
	Max. allowed voltage drop (mV).....:										—
terminal	1	2	3	4	5	6	7	8	9	10	
voltage drop (mV)											
	Continued ageing: voltage drop after 10th alt. 25th cycle										
	Max. allowed voltage drop (mV).....:										—
terminal	1	2	3	4	5	6	7	8	9	10	
voltage drop (mV)											
	Continued ageing: voltage drop after 50th alt. 100th cycle										
	Max. allowed voltage drop (mV).....:										—
terminal	1	2	3	4	5	6	7	8	9	10	
voltage drop (mV)											
Supplementary information:											

ANNEX 5: EMF test result according to IEC/EN 62493										P
---	--	--	--	--	--	--	--	--	--	---

LCSTRF-S-005-A-1

Shenzhen Southern LCS Compliance Testing Laboratory Ltd.

Add: 101-201, No.39 Building, Xialang Industrial Zone, Heshuikou Community, Matian Street, Guangming District, Shenzhen, China
Tel: +(86) 0755-29871520 | Fax: +(86) 0755-29871521 | E-mail: webmaster@lcs-cert.com | http:// www.lcs-cert.com



IEC 60598-2-5			
Clause	Requirement + Test	Result - Remark	Verdict
4	LIMITS		P
4.1	General		P
	Comply with Van der Hoofden test limit in 4.2.3 or inherently compliant in 4.2.2 and pass assessment procedure for intentional radiators in 4.3		P
4.2	Unintentional radiating part of lighting equipment		P
4.2.2	Lighting equipment deemed to comply with the Van der Hoofden test without testing		P
	1) electronic controlgear	Yes <input type="checkbox"/> No <input checked="" type="checkbox"/>	—
	2) incandescent-lamp technology	Yes <input type="checkbox"/> No <input checked="" type="checkbox"/>	—
	3) LED-light-source technology	Yes <input checked="" type="checkbox"/> No <input type="checkbox"/>	—
	4) OLED-light-source technology	Yes <input type="checkbox"/> No <input checked="" type="checkbox"/>	—
	5) high-pressure discharge lamp LED-light-source technologies	Yes <input type="checkbox"/> No <input checked="" type="checkbox"/>	—
	6) low-pressure discharge lamp technologies with exposure distance ≥ 50 cm	Yes <input type="checkbox"/> No <input checked="" type="checkbox"/>	—
	7) independent auxiliary	Yes <input type="checkbox"/> No <input checked="" type="checkbox"/>	—
	Not fulfil any of 1-7 above subject to 4.2.3		—
4.2.3	Applications of limits		N/A
	Not fulfil any of 1-7 in 4.2.2 but the compliance factor F is ≤ 1		N/A
4.3	Intentional radiating part of lighting equipment		N/A
	Comply with one of methods in Clause 7 if intentional radiator		N/A
6	MEASUREMENT PROCEDURE FOR THE VAN DER HOOFDEN TEST		N/A
6.1	General		N/A
	Measurements carried out under conditions according Clause 6.1 – 6.6	See Table 6	N/A
7	ASSESSMENT PROCEDURE INTENTIONAL RADIATORS		N/A
7.2	Low-power exclusion method		N/A
7.2.1	Input $P_{\text{int,rad}}$:		—
	Exclusion level P_{max}:		—
	Input power $P_{\text{int,rad}} < \text{exclusion level } P_{\text{max}}$		N/A
7.3	Application of the EMF product standard for body worn-equipment		N/A
	If not Clause 7.2 is met and expose distance ≤ 0.05 m,		N/A

LCSTRF-S-005-A-1

Shenzhen Southern LCS Compliance Testing Laboratory Ltd.

Add: 101-201, No.39 Building, Xialang Industrial Zone, Heshuikou Community, Matian Street, Guangming District, Shenzhen, China
Tel: +(86) 0755-29871520 | Fax: +(86) 0755-29871521 | E-mail: webmaster@lcs-cert.com | http:// www.lcs-cert.com



IEC 60598-2-5						
Clause		Requirement + Test		Result - Remark		Verdict
		comply with IEC 62209-2				
7.4	Application of the EMF product standard for base stations					N/A
	If not Clause 7.2 is met and if intentional radiator is base station, comply with IEC 62232				N/A	
7.5	Application of another EMF standard					N/A
	If not Clause 7.2 is met and if intentional radiator cannot be considered as in Clause 7.3 or 7.4, comply with IEC 62311				N/A	
6	TABLE: Measurement results with Van der Hoofden test head					N/A
Location of EUT		Test model	Measuring distance	Result(F)	Limit(F)	Verdict
Reference Annex B of IEC/EN 62493:2015		--	--	--	≤1.0	N/A

LCSTRF-S-005-A-1

Shenzhen Southern LCS Compliance Testing Laboratory Ltd.

Add: 101-201, No.39 Building, Xialang Industrial Zone, Heshuikou Community, Matian Street, Guangming District, Shenzhen, China
Tel: +(86) 0755-29871520 | Fax: +(86) 0755-29871521 | E-mail: webmaster@lcs-cert.com | http:// www.lcs-cert.com



Attachment No.1

IEC 60598_2_5F-ATTACHMENT			
Clause	Requirement + Test	Result - Remark	Verdict

<p align="center">ATTACHMENT TO TEST REPORT IEC 60598-2-5 EUROPEAN GROUP DIFFERENCES AND NATIONAL DIFFERENCES Luminaire Part 2: Particular requirements Section 5: Floodlights</p>			
Differences according to..... : EN 60598-2-5:2015 used in conjunction with EN 60598-1:2015+A1:2018			

	CENELEC COMMON MODIFICATIONS (EN)		P
--	--	--	----------

5.5 (3)	MARKING		N/A
5.5 (3.3.101)	For luminaires not supplied with terminal block: Adequate warning on the package		N/A

5.6 (4)	CONSTRUCTION		N/A
5.6 (4.11.6)	Electro-mechanical contact systems		N/A

5.10 (5)	EXTERNAL AND INTERNAL WIRING		P
5.10 (5.2.1)	Connecting leads		N/A
	- without a means for connection to the supply		N/A
	- terminal block specified		N/A
	- relevant information provided		N/A
	- compliance with 4.6, 4.7.1, 4.7.2, 4.10.1, 11.2, 12 and 13.2 of Part 1		N/A
5.10 (5.2.2)	Cables equal to EN 50525		P
	Replace table 5.1 – Supply cord		P

5.12 (12)	ENDURANCE TESTS AND THERMAL TESTS		P
5.12 (12.4.2c)	Thermal test (normal operation) see footnote c to table 12.2 relating to unsleeved fixed wiring		P
ZB	ANNEX ZB, SPECIAL NATIONAL CONDITIONS (EN)		P
(3.3)	DK: power supply cords of class I luminaires with label		N/A
(4.5.1)	DK: socket-outlets		N/A

LCSTRF-S-005-A-1

Shenzhen Southern LCS Compliance Testing Laboratory Ltd.

Add: 101-201, No.39 Building, Xialang Industrial Zone, Heshuikou Community, Matian Street, Guangming District, Shenzhen, China
Tel: +(86) 0755-29871520 | Fax: +(86) 0755-29871521 | E-mail: webmaster@lcs-cert.com | http:// www.lcs-cert.com



Attachment No.1

IEC 60598_2_5F-ATTACHMENT			
Clause	Requirement + Test	Result - Remark	Verdict
(5.2.1)	CY, DK, FI, GB: type of plug		N/A
ZC	ANNEX ZC, NATIONAL DEVIATIONS (EN)		N/A
(4 & 5)	FR: Shuttered socket-outlets 10/16A		N/A
	FR: Safety requirements for high buildings (Arrêté du 30 décembre 2011 portant règlement de sécurité pour la construction des immeubles de grande hauteur et leur protection contre les risques d'incendie et de panique; Section VIII; Article GH 48, Eclairage) Glow-wire test for outer parts of luminaires:		N/A
	- 850°C for luminaires in stairways and horizontal travel paths		N/A
	- 650°C for indoor luminaires		N/A
(13.3)	GB: Requirements according to United Kingdom Building Regulation		N/A

LCSTRF-S-005-A-1

Shenzhen Southern LCS Compliance Testing Laboratory Ltd.

Add: 101-201, No.39 Building, Xialang Industrial Zone, Heshuikou Community, Matian Street, Guangming District, Shenzhen, China
Tel: +(86) 0755-29871520 | Fax: +(86) 0755-29871521 | E-mail: webmaster@lcs-cert.com | http:// www.lcs-cert.com



Attachment No.2

IEC/EN 62031 LED modules for general lighting - Safety specifications			
Clause	Requirement + Test	Result - Remark	Verdict
4.2	Classification		---
	Built-in.....:	Yes <input type="checkbox"/> No <input checked="" type="checkbox"/>	—
	Independent.....:	Yes <input type="checkbox"/> No <input checked="" type="checkbox"/>	—
	Integral.....:	Yes <input checked="" type="checkbox"/> No <input type="checkbox"/>	—
4.6	Independent modules comply with requirements in IEC 60598-1:2014/AMD1:2017		N/A
4.8	Modules with integrated controlgear providing SELV comply with requirements according to IEC 61347-1:2015/AMD1:2017 clause L.5 to L.11.	(see Annex 1)	N/A
6	Marking		N/A
6.2	Contents of marking for built-in and for independent LED modules		N/A
6.3	Location of marking for built-in LED modules		N/A
6.4	Location of marking for independent LED modules		N/A
6.5	Marking of integral LED modules		P
6.6	Durability and legibility of marking		N/A
7	Terminals		N/A
8 (9)	EARTHING		N/A
9 (10)	Protection against accidental contact with live parts		N/A
10 (11)	Moisture resistance and insulation		P
11 (12)	Electric strength		P
12 (14)	Fault conditions		P
12.1	Fault conditions according to IEC 61347-1, Clause 14		P
12.2	Overpower condition	No damage	P
14 (15)	Construction		P
- (15.1)	Wood, cotton, silk, paper and similar fibrous material		P
	Wood, cotton, silk, paper and similar fibrous material not used as insulation		P
- (15.2)	Printed circuits		P
	Printed circuits used as internal connections complies with clause 14		P
15 (16)	Creepage distances and clearances		N/A

LCSTRF-S-005-A-1

Shenzhen Southern LCS Compliance Testing Laboratory Ltd.

Add: 101-201, No.39 Building, Xialang Industrial Zone, Heshuikou Community, Matian Street, Guangming District, Shenzhen, China
Tel: +(86) 0755-29871520 | Fax: +(86) 0755-29871521 | E-mail: webmaster@lcs-cert.com | http:// www.lcs-cert.com



Attachment No.2

IEC/EN 62031 LED modules for general lighting - Safety specifications			
Clause	Requirement + Test	Result - Remark	Verdict
16 (17)	Screws, current-carrying parts and connections		N/A
17 (18)	Resistance to heat, fire and tracking		N/A
18	Resistance to corrosion		N/A
20	Heat management		N/A
22	Photobiological safety		P
22.1	UV radiation		N/A
22.2	Blue light hazard		P
	Assessed according to IEC TR 62778		P
22.3	Infrared radiation		N/A

LCSTRF-S-005-A-1

Shenzhen Southern LCS Compliance Testing Laboratory Ltd.

Add: 101-201, No.39 Building, Xialang Industrial Zone, Heshuikou Community, Matian Street, Guangming District, Shenzhen, China
Tel: +(86) 0755-29871520 | Fax: +(86) 0755-29871521 | E-mail: webmaster@lcs-cert.com | [http:// www.lcs-cert.com](http://www.lcs-cert.com)



Attachment No.3

IEC/EN 62471			
Photobiological safety of lamps and lamp systems			
Clause	Requirement + Test	Result - Remark	Verdict

Table 5.6 (4.24)	Spectroradiometric measurement (IEC 62778)			--
	Measurement performed on:	Luminaire		--
	Model number	FL-NSO5-500		--
	Test voltage (V)	240V		--
	Test current (mA)	--		--
	Test frequency (Hz)	50		--
	Ambient, t (°C)	25,0		--
	Measurement distance	<input checked="" type="checkbox"/> 20 cm <input type="checkbox"/> ... cm		--
	Source size	<input checked="" type="checkbox"/> Non-small <input type="checkbox"/> Small : mm		--
	Field of view	<input type="checkbox"/> 100 mrad <input checked="" type="checkbox"/> 11 mrad <input type="checkbox"/> 1,7 mrad (for small sources)		--
Item	Symbol	Units	Result	Risk Group
Correlated colour temperature	CCT	K	--	--
x/y colour coordinates	--	--	--	--
Blue light hazard radiance	L _B	W/(m ² •sr ¹)	1359	<input type="checkbox"/> RG0: <100 <input checked="" type="checkbox"/> RG1: <10000 <input type="checkbox"/> RG2: <4000000
Blue light hazard irradiance	E _B	W/m ²	--	--
Luminance	L	cd/m ²	--	--
Illuminance	E	lx	--	--
Supplementary information:				

LCSTRF-S-005-A-1

Shenzhen Southern LCS Compliance Testing Laboratory Ltd.

 Add: 101-201, No.39 Building, Xialang Industrial Zone, Heshuikou Community, Matian Street, Guangming District, Shenzhen, China
 Tel: +(86) 0755-29871520 | Fax: +(86) 0755-29871521 | E-mail: webmaster@lcs-cert.com | http:// www.lcs-cert.com

Attachment No.4

Photo Documentation

View:
Model:
FL-NSO5-500

- ☒ General
☐ Front
☐ Rear
☐ Internal
☐ Top
☐ Bottom
☐ PWB



Figure 1

View:

- ☐ General
☐ Front
☒ Rear
☐ Internal
☐ Top
☐ Bottom
☐ PWB




Figure 2

LCSTRF-S-005-A-1

Shenzhen Southern LCS Compliance Testing Laboratory Ltd.

Add: 101-201, No.39 Building, Xialang Industrial Zone, Heshuikou Community, Matian Street, Guangming District, Shenzhen, China
Tel: +(86) 0755-29871520 | Fax: +(86) 0755-29871521 | E-mail: webmaster@lcs-cert.com | http:// www.lcs-cert.com

Attachment No.4

Photo Documentation

View:

- ☒ General
- ☐ Front
- ☐ Rear
- ☐ Internal
- ☐ Top
- ☐ Bottom
- ☐ PWB



Figure 3

View:

- ☐ General
- ☐ Front
- ☐ Rear
- ☒ Internal
- ☐ Top
- ☐ Bottom
- ☐ PWB




Figure 4

LCSTRF-S-005-A-1

Shenzhen Southern LCS Compliance Testing Laboratory Ltd.

Add: 101-201, No.39 Building, Xialang Industrial Zone, Heshuikou Community, Matian Street, Guangming District, Shenzhen, China
Tel: +(86) 0755-29871520 | Fax: +(86) 0755-29871521 | E-mail: webmaster@lcs-cert.com | [http:// www.lcs-cert.com](http://www.lcs-cert.com)



Attachment No.4

Photo Documentation

View:

- ☐ General
- ☐ Front
- ☐ Rear
- ☒ Internal
- ☐ Top
- ☐ Bottom
- ☐ PWB




Figure 5

View:

- ☐ General
- ☐ Front
- ☐ Rear
- ☒ Internal
- ☐ Top
- ☐ Bottom
- ☐ PWB




Figure 6

LCSTRF-S-005-A-1

Shenzhen Southern LCS Compliance Testing Laboratory Ltd.

Add: 101-201, No.39 Building, Xialang Industrial Zone, Heshuikou Community, Matian Street, Guangming District, Shenzhen, China
Tel: +(86) 0755-29871520 | Fax: +(86) 0755-29871521 | E-mail: webmaster@lcs-cert.com | http:// www.lcs-cert.com

Attachment No.4

Photo Documentation

View:

- ☐ General
- ☐ Front
- ☐ Rear
- ☒ Internal
- ☐ Top
- ☐ Bottom
- ☐ PWB



Figure 7

View:

- ☐ General
- ☐ Front
- ☐ Rear
- ☒ Internal
- ☐ Top
- ☐ Bottom
- ☐ PWB



Figure 8

-----End of Test Report-----

LCSTRF-S-005-A-1

Shenzhen Southern LCS Compliance Testing Laboratory Ltd.

Add: 101-201, No.39 Building, Xialang Industrial Zone, Heshuikou Community, Matian Street, Guangming District, Shenzhen, China
Tel: +(86) 0755-29871520 | Fax: +(86) 0755-29871521 | E-mail: webmaster@lcs-cert.com | http:// www.lcs-cert.com